

Make Your Own Social Studies Escape Room

TASK 3: FAMOUS FIGURES
Who are the most important people your students will learn about in this era?

Choose 6-9 famous figures
Be sure to include a variety of roles (e.g., politicians, scientists, etc.)
Example: ...

2. CLOSE READING
Find or create a close reading article and questions. Ideally, your article should be five paragraphs or fewer for time purposes. Then, your students will answer multiple-choice questions with one correct answer.

Preparing this Room

Starter Escape Room

This is a very basic Escape Room template that can be used to introduce any historical era. For many more options, check out the [Escape Room Template Kit](#) to learn to build your own puzzles.

This Escape Room has four tasks: Era Background, Close Reading, Bio Cards for famous figures, and an Encoded message. You can use anything you want for the message (a famous quote, etc.). but my example will be a poem.

To view and use this Very Basic Escape Room, please download and install these free fonts:
[Pigpen Cipher font](#) [KG Sorry Not Sorry](#) [KG Eyes Wide Open](#)

BACKGROUND
Students find Background Cards and put them in order. This is based on comprehension questions in my book, but you could also make it a sequencing activity. This is your opportunity to refresh them on the content of a passage. They complete a series of questions (either multiple-choice or True/False questions) and the answer reveals a key.

TASK 02: Prohibition Era
CLOSE READING

TASK 03: FAMOUS FIGURES

The Great Migration
JOURNAL ENTRIES

Two letters and/or a word.

pick up several letters, along with the names of the people shown below. They will be the names of the people shown below. They will be the names of the people shown below. You can choose a name with an initial that matches the letter.

will spot four more letters for the names of the people shown below. They will be the names of the people shown below. You can choose a name with an initial that matches the letter.

cards or names you add in, adding a name with an initial that matches the letter.

below.



@NOUVELLE ELA

EDITABLE FOR ANY HISTORICAL ERA

BUILD AN ESCAPE ROOM

Using Any Historical Era or Unit

YOUR RESOURCE:

This resource includes detailed instructions and a template to make custom escape rooms to review any era or unit in your social studies classroom throughout the year.

FOUR TASKS:

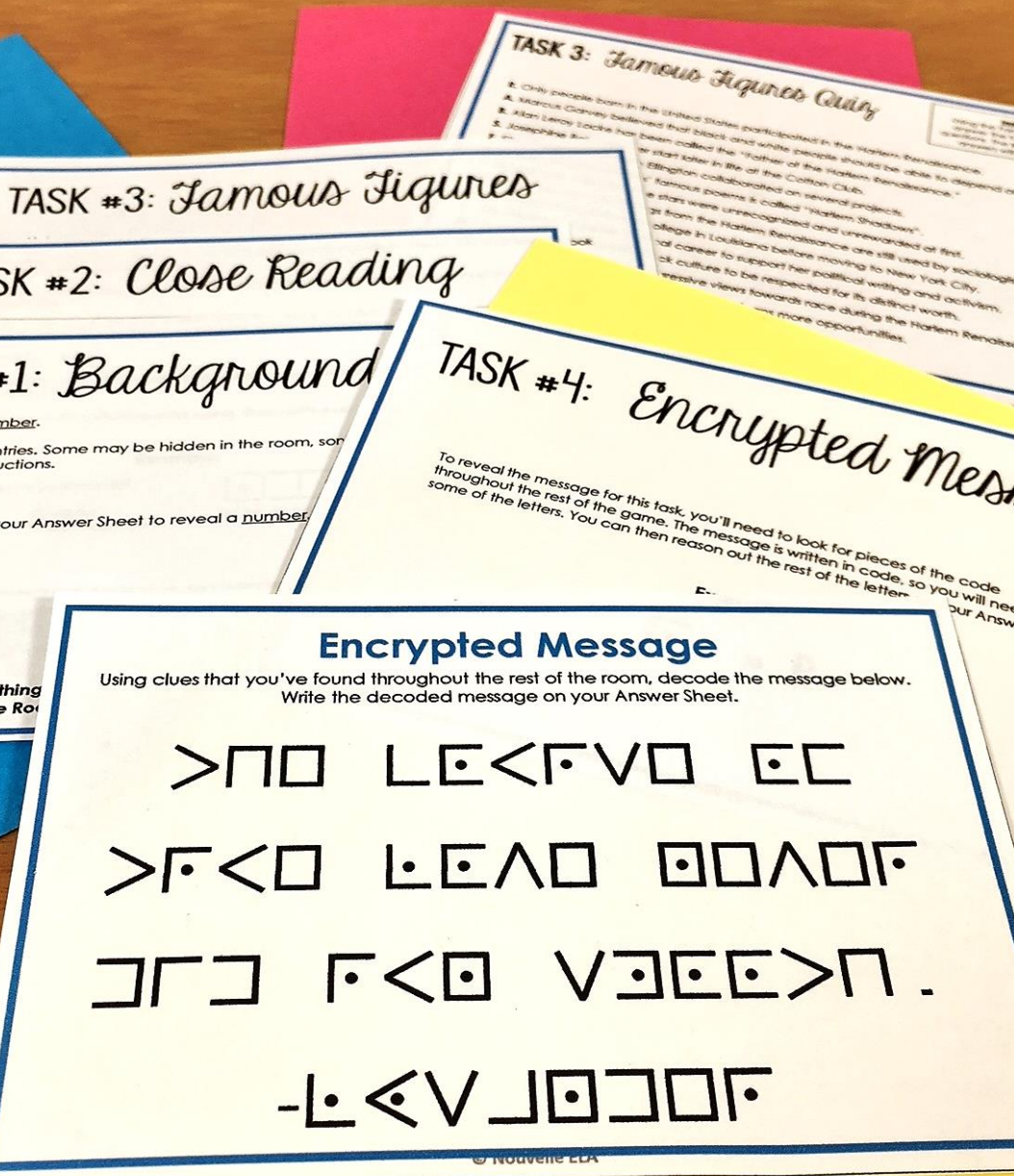
Background • (easy)
Famous Figures • (easy)
Close Reading • (hard)
Secret Message • (medium)

EXTENSION ACTIVITY:

Add rigor by having students respond to the quote you choose to encode after they have finished the game!

EVERYTHING YOU NEED:

Once you've customized your template, the activity can be facilitated as a Breakout Box (students work from their desks) or an Escape Room (students search room for clues) to review any text. This activity does not require additional locks, supplies, or technology.



What other teachers are saying...

This was so easy to use when I know I would have been lost and frustrated on my own!

Easy edits

Super engaging. Students loved it.

Engaging

...puts classroom teachers in the driver's seat... the organization part is set up so teachers can focus on content and student success!

Complete personalization

I've been wanting to make an escape room for a long time but didn't know where to begin... Thanks so much!

Great for beginners

This resource is AMAZING! I have used it to run a "Canadian" themed escape room... this week I will be using it to review WWI.

Year-round usability

Thanks so much...I will get lots of use out of this for all my different classes!

Differentiation

Super cool. Super relevant. Easily adaptable. Highly rigorous and engaging. Boom. Done. What more could you ask for?

Rigor & relevance


ORGANIZED
FROM
START TO
FINISH!

Font Paragraph Drawing

Convert to SmartArt

1 2 3 4 5 6

FAMOUS FIGURES




(1992 – Present)
Student · Painter · Actor

Write a short bio here.
(4-5 sentences is great!)

Duke Ell

Type this pe
in the Fig

FAMOUS FIGURES



(1992 – Present) @NOUVELLE ELA

Student · Painter · Actor

Write a short bio here.
(4-5 sentences is great!)

Notes

Just follow the instructions, insert your information from any unit into the task cards, and print. No guesswork!

TABLE OF CONTENTS

Introduction

Pg. 3

Preparation

Pg. 4

Solving the Encrypted Message

Pg. 5

Close Reading Options

Pg. 6-7

Brainstorming Worksheet

Pg. 8-9

Print Checklist

Pg. 10

Background Cards

Pg. 11-13

Close Reading Page

Pg. 14

Famous Figure Cards & Quiz

Pg. 15-18

Encrypted Message

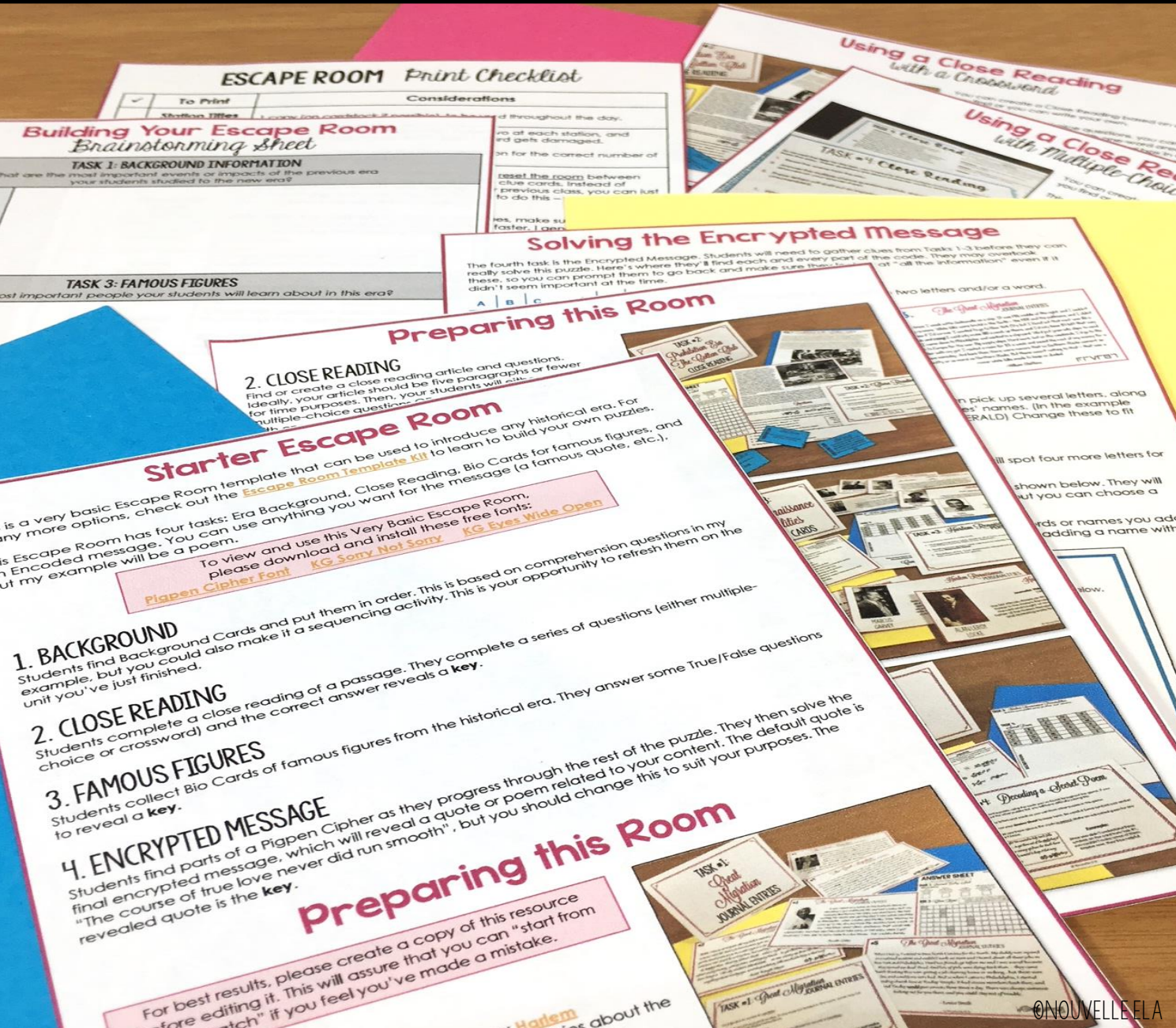
Pg. 19

Station & Task Cards

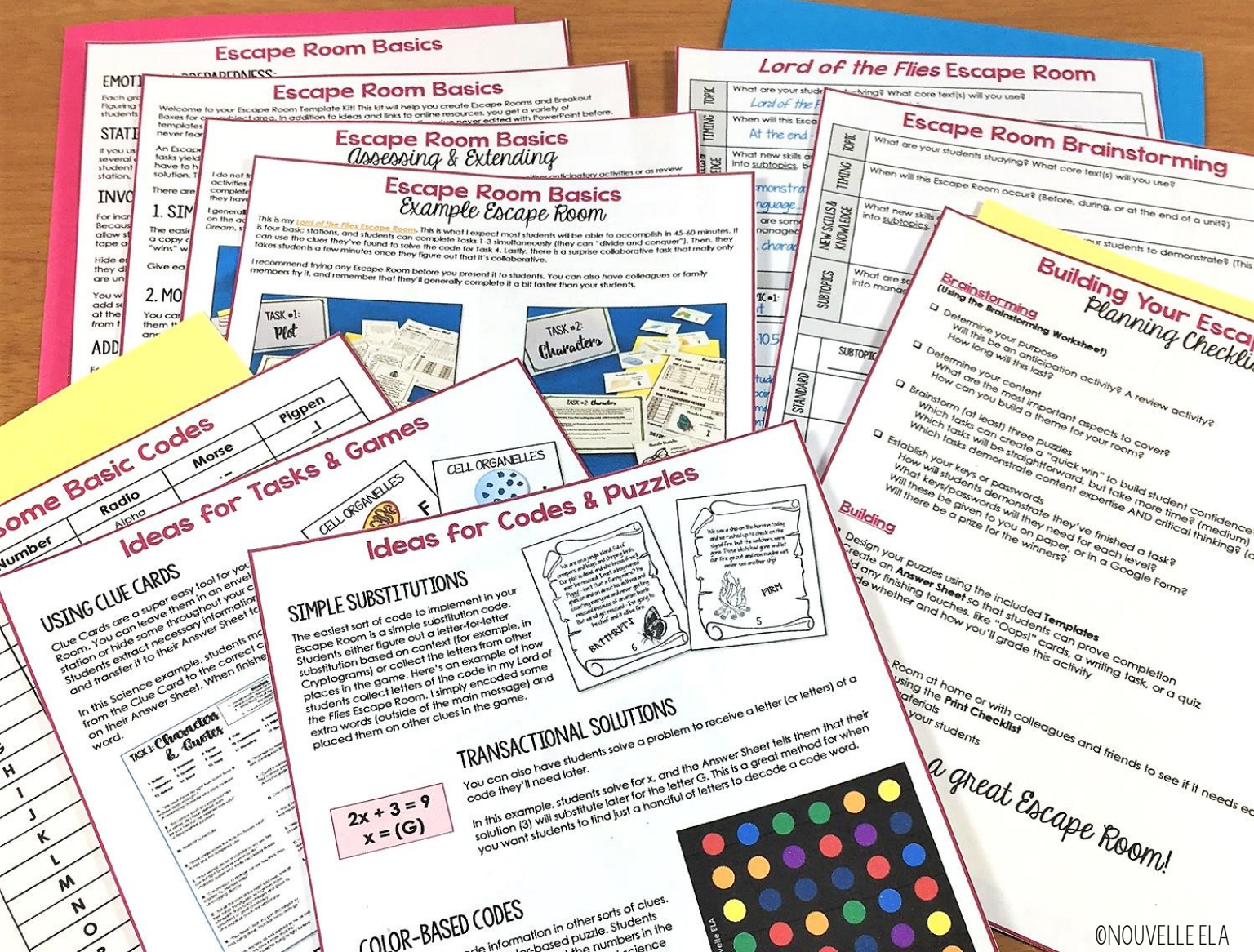
Pg. 20-29

Customizing in PowerPoint

Pg. 30-31



STARTER SOCIAL STUDIES ESCAPE ROOM



WANT TO CREATE UNIQUE
ESCAPE ROOMS FOR THE
WHOLE YEAR?

Click here for the
Template Kit
bundle!

The best-selling Template Kit comes with this starter room and the Escape Room Resource Box - over 40 pages of puzzles, tasks, maps, tips, & more!

@NOUVELLEELA