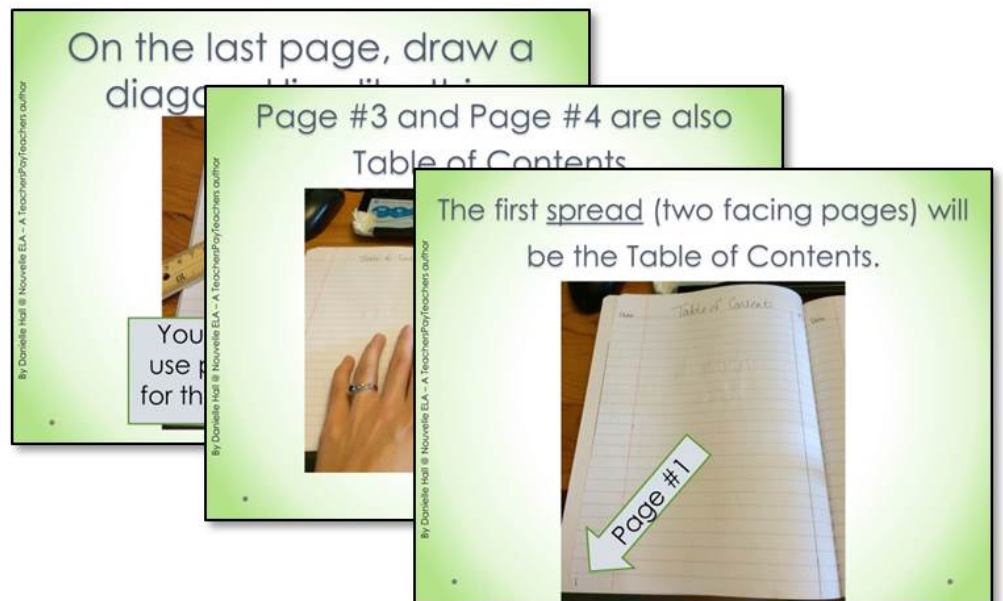
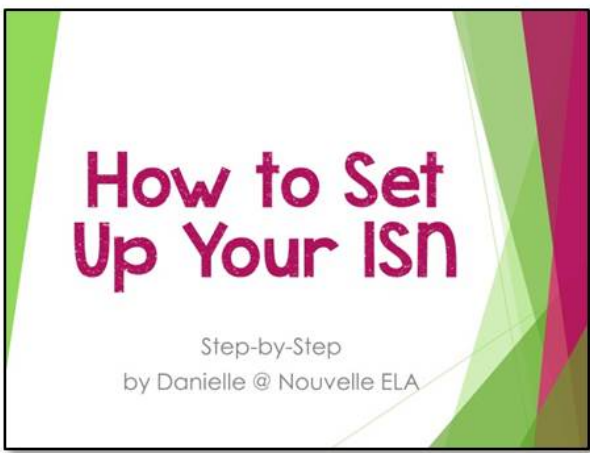


# Creating Your Novel Unit

This collection of resources and student samples will help you use Interactive Notebooks to organize the materials for your novel study. I've created this resource pack to be applicable for all novels. The Novel Unit Guide will take you through the different types of spreads I use and how I grade my ISNs. Lastly, I include materials for two full lessons: **Plot & Literary Devices** and **Literary Quote Analysis**.

## I. Set up your notebooks with your students.



## 2. Plan your unit.

Includes templates, samples, and explanations to help you plan your spreads, unit calendar, and student overview.

**Dystopian Unit Expectations & Journal (9A/9C)**

QW: (something creative)	Short Story Elements PPT Notes	ABDCE QUICKWRITES
Hamilton Bergeron ABDCE analysis		
51	52	54

**Lord of the Flies Expectations & Journal (9A/9C)**

During our reading of Lord of the Flies, you will complete several activities to demonstrate your understanding of characters and symbols, as well as your thoughts on the central themes of developing a society and maintaining power. You need to come to class having read the assigned chapters and ready to participate in discussion.

**Short Story Feedback**  
After a first round of revision, you'll send a copy of your story to a peer for feedback. This feedback will follow some points.

**Unit Calendar Template**  
(for 45-50 min. classes)

(dates)	Plot Review & Lit Terms	Background Info/ Anticipatory Set	Introduce Unit & Start Reading	Set up Character Chart Read	Lit Terms Quiz into any Vocab Assignment
				HW: Study for Quiz	
	Literary Quote Analysis	EE: Char. Chart Reading	QW Discussion Day	Char. Chart Reading	Quiz Discussion Day/ Extension Activity
	HW: Read	HW: Vocab	HW: Discussion response	HW: Study for Quiz	
	QW Read or Extension Activity	Char. Chart Read or Extension Activity	QW Reading Day or extension activity presentations	EE: Finish Char. Chart Intro & Business Project or Essay	Quiz Discussion/One-Pager work
	HW: Read	HW: Vocab	HW: Read	HW: Study for Quiz	
	QW Read	One-Pager workday	QW Read		
	HW: Read	HW: Read & Vocab	HW: Read & Vocab		
	Test Review	Test + Journals due	Project or Work		
	HW: Review & Finish Journal		HW: Cor Project		

**LOTFF Quickwrites**

**QW #1: Perfect**  
What makes a perfect society? How would you go about it?

**QW #2: Role**  
If you were in the situation of these boys, what would be your role in it?

**Character Chart**

Name	Appearance	Quote	Symbol

**One-Pagers Student Samples**

Here, you notice that I chose the topics for each page. A great way to let students demonstrate a wide variety of understanding is to have four one-pagers.

**Setting Character Conflict Theme**

This was also a Lit Circle assignment, so selecting the topics for each page allowed me to unify their learning as they went through their various novels. They could easily compare the types of conflicts that dystopian novels presented, for example.

**In-Through-Out Student Sample**

**Beltinger/In:** Here's an example of a creative writing prompt during our Dystopian Lit Circles

**Input/Through:** Students complete PPT Notes before they began to write their own dystopian stories.

**Spread #: In-Through-Out**

IN	THROUGH	OUT
<b>Student input:</b> <ul style="list-style-type: none"> <li>Beltingers</li> <li>Anticipatory sets</li> </ul>	<b>Teacher input:</b> <ul style="list-style-type: none"> <li>folders</li> <li>scad folded notes</li> <li>in-class group work</li> <li>graphic organizers</li> <li>annotated close reading</li> <li>structured writing practice</li> </ul>	<b>Student output:</b> <ul style="list-style-type: none"> <li>independent practice</li> <li>Review &amp; Extension</li> <li>Reflection</li> <li>Homework</li> </ul>

**Time-Saver:** Have students prepare folders while listening to an audiobook.

**Use this spread for:** Introducing concepts in your novel study or going in-depth on a historical element or literary topic.

**Section Breakdown**

**IN** 5-7 min.  
Here are some things students have done in this section:  
\* Explain why "It's Make a Man Out of You" from Doreen's Mission is ironic.  
\* Write the first paragraph of a story that starts... (use a prompt for your genre)  
\* Define (character)'s actions in the chapters you read for homework.

**THROUGH** 30 min.  
Here are some examples of teacher input and guided practice:  
\* Review/learn Drama terminology using a foldable.  
\* Create a glossary of words found in A Midsummer Night's Dream.  
\* Annotate an Emily Dickinson poem.

**OUT** 5-10 min.  
Here are some quick and effective ways to use the OUT section for independent practice:  
\* Identify three literary devices in a text.  
\* Describe the Purpos used in an essay.  
\* Analyze the meaning of a given quote in a piece of fiction.

## 3. Teach your unit.

## 4. Grade your ISNs

Using the rubric of your choice - analytic or holistic

**Using Literary Quotes**

Once I introduce **Literary Quote Analysis**, my quizzes are a single quote, projected on the board. Students follow the format of LQA and get up to five points based on their answer. I've included the slip I print for this, but students can also do these on half a loose-leaf and draw their own rubrics. This is a great quiz because there is a variety of right answers, students must support their ideas, and they are easy to grade for you.

This also makes a fabulous **exit slip** because you can easily assess student understanding of a specific concept (theme, character, conflict, plot, mood, etc.) as illustrated by a key quote.

I use LQA on my tests, too. I generally give students three choices and have them analyze two quotes. I sometimes revise a quote from the exit slip, and I always try to include one new one that came up in discussion.

This motivates students to keep track of key quotes during their reading, to listen to others in discussion, and to always think about key moments for what they reveal about character, theme, etc.

I use LQA on my **midterm** and **final**, too. I use ZipGrade to grade the multiple-choice section, and that gives me time to read some student writing. This is a great way to see the development of their analysis skills. I'll use a new quote from our texts or even find a quote related to a theme we've studied.

**Character Foldable**

Character:	Emotional Traits:	Character:	Emotional Traits:

Start on back page, flip to the front.  
Start on back page, flip to the front.

**Lord of the Flies**

Ideas & Content	4	3	2	1
Excellent development of ideas and content. Entries show outstanding analysis and detail. All points earned.				
Good development of ideas and content. Entries show analysis and detail. Some points are missing.				
Some development of ideas and content. Entries need more analysis and detail. Some points are missing.				
Ideas and content are underdeveloped, either through lack of understanding or effort. Several points are missing.				

**Journal Scoring**

QW	Through	Input	Output
#1 Yellow Star	5	4	3
#2 Schachtel	5	4	3
#3 Maurice	5	4	3
#4 Painses	5	4	3

Notes: Keep pushing the more depth & analysis (ex. 100%)

**9A/9C - Lord of the Flies**

Table of Contents	5	4	3	One-Pager (2-3)	5	4	3
QW: Perfect	5	4	3	One-Pager (6-7)	5	4	3
QW: Island	5	4	3	One-Pager (8)	5	4	3
QW: Your Role	5	4	3	One-Pager (11-12)	5	4	3
QW: Message	5	4	3	Lit Analysis/PEEL	10	8	6
Character Chart	10	8	6	Discussion	10	8	6

Notes: The journal entries feel rushed and lack your usual analytical thought. One-pagers need more depth of analysis. *See pg 7/75*

**9A/9C - Dystopian Unit**

Table of Contents	5	4	3	OP #2	5	4	3
Dys. QW (2)	5	4	3	OP #3	5	4	3
Dys. PPT notes	5	4	3	OP #4	5	4	3
HG Analysis #1	5	4	3	ES Elements	10	8	6
HG Analysis #2	5	4	3	ABDCE QW (1-2)	10	8	6
OP #1: Jingles	5	4	3	ABDCE QW (3-4)	10	8	6

Notes: Push for more analysis in your OP.

36 / 30

**Literary Quote Analysis**

Step-by-Step  
by Danielle @ Nouvelle ELA





# Novel Unit for Interactive Notebooks

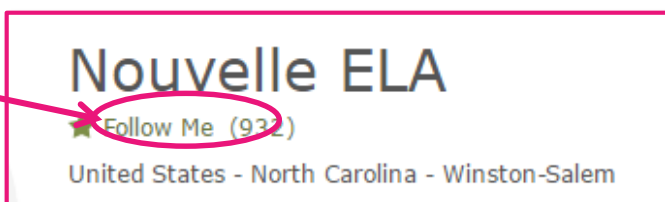
grades 7-10

This bundle contains resources for helping you set up novel units in Interactive Notebooks for older students. It includes templates, explanations, and samples of several types of spreads, and tips on where to place these in your unit. You also get templates for your Unit Calendar, Student Overview Handout, and rubrics. As a bonus, I've included my Plot Review & Lit Terms lesson and Literary Quote Analysis lesson.

Please respect all terms of use as detailed in this document. Enjoy!

Did you know that you [receive TPT credit](#) for leaving feedback on products you have purchased from this store? Credit can be redeemed for future purchases. You can give feedback by going to [the product page](#). Be sure to follow me for updates & freebies!

Thanks,  
**Danielle @ Nouvelle ELA**



## Table of Contents


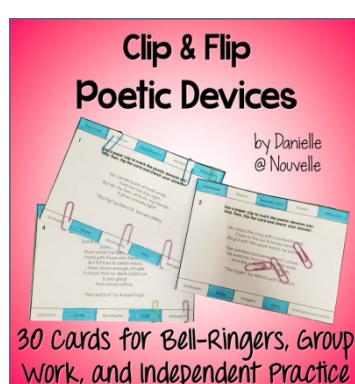
	Print-and-Go (PDF)
Spread #1: In-Through-Out .....	3-4
Spread #2: Quickwrites .....	5-6
Spread #3: Character Chart .....	7
Spread #4: One-Pagers .....	8-9
Other Pages and Materials .....	10
Scoring Your Interactive Notebooks .....	11
Bonus Lesson: Plot Review .....	12-13
Bonus Lesson: Lit Terms & Quiz .....	14-19
Literary Quote Analysis Lesson and Student Sample .....	20-21
Literary Quote Analysis HW .....	22-23
Hints: Using Literary Quotes .....	24
Literary Quotes Response Sheet .....	25
Character Foldable .....	26

## Other Files

How to Set Up Your ISN .....	PPT & PDF
Unit Calendar (editable) .....	PPT
Unit Overview (for students) & Rubric (editable) .....	PPT, DOC
Literary Quote Analysis HW (editable) .....	PPT & DOC
Literary Quote Analysis presentation .....	PDF
Constructed Response HW (editable) .....	PPT
Template: Vocabulary Foldable .....	PPT
Satire Lesson & Essay.....	PDF, PPT, DOC
Character Analysis Lesson & Essay.....	PDF, PPT, DOC
Context Clues Presentation.....	PPT

## You May Also Like...

### Teaching Poetry



[Nouvelle on Pinterest](#)  
[Nouvelle Blog](#)

[Nouvelle on TPT](#)  
[Nouvelle on Facebook](#)